




Name: \_\_\_\_\_


Teacher's Name: \_\_\_\_\_


This is a quarter note . It gets one (1) beat of sound. You will find many **quarter notes** on the staff below. Trace the quarter notes correctly on the staff, then write S if it's a space **note** or L if it's a line **note** on the lines below each note.



Draw twelve (12) of your own quarter notes, like the ones you just traced, on the staff below.




This is a pair of eighth notes . They also get one (1) beat of sound when added together. You will find many eighth notes on the staff below. Trace the eighth notes correctly on the staff, then write S if it's a space **note** or L if it's a line **note** on the lines below each note.




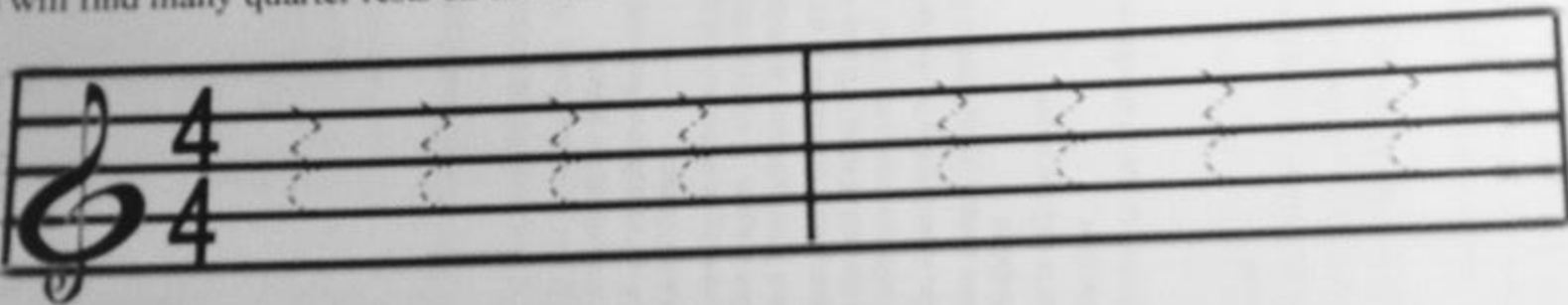
Name: \_\_\_\_\_


Teacher's Name: \_\_\_\_\_

Draw eighth (8) pairs of your own eighth notes, like the the ones you just traced, on the staff below.



This is a quarter rest . It also receives one (1) beat, but instead of sound it remains silent for one (1) beat. You will find many quarter rests on the staff below. Trace the quarter rests correctly on the staff below.



Draw eight (8) quarter rests, like the ones you just traced, on the staff below. HINT: an easy way to draw a quarter rest is to draw a Z and then hook a C to the bottom of it. (1. Z 2. )

